


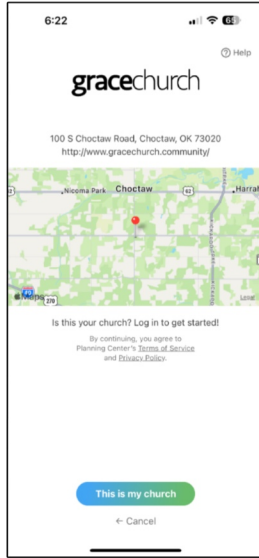
How to set up your church center account with **gracechurch**

Enter **73020** into the Current Location line and search

Select **Grace Church** from the list

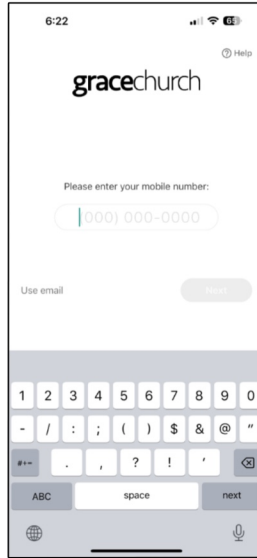


Confirm your screen looks like the one below and tap **This is my church**

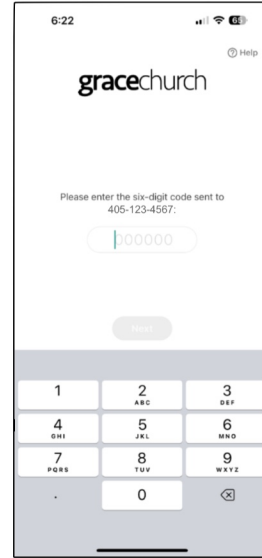


Enter your mobile number and tap **Next**
You also have the option to **Use email**

*Please use the contact info we have on file for you. If you have problems logging in, contact the office (405) 390-1000

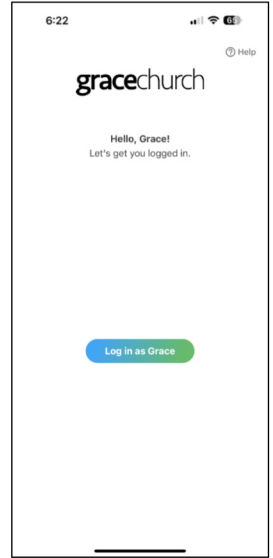


Enter the six-digit code that is sent to your mobile phone (or email, if that option was used) and tap **Next**




Log in as yourself!

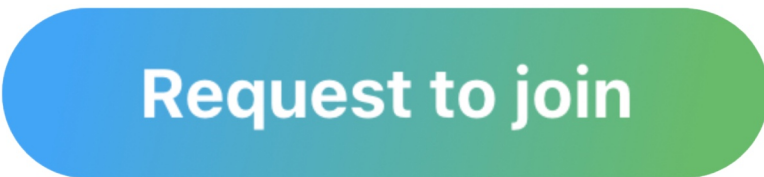
If other members of your household have your mobile number or email listed on their profile, they may also pop up as an optional selection. Just click on your own name to continue logging in



STEP 1:
Scan the QR Code



STEP 2: Click the button



STEP 3: Type then hit Send

